

Fuseholder Open Design, 6.3 x 32 mm, Solder



250 VAC · 3.2W/10A · 16A (UL)



Description

- Screw or rivet fastening

Standards

- IEC 60127-6
 - UL 512
 - CSA C22.2 no. 39

Approvals

- UL File Number: E39328

References

[General Product Information](#)

Weblinks

[Approvals](#), [RoHS](#), [CHINA-RoHS](#), [e-Store](#), [SCHURTER-Stock-Check](#), [Distributor-Stock-Check](#)

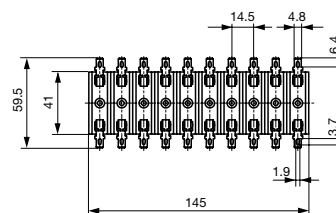
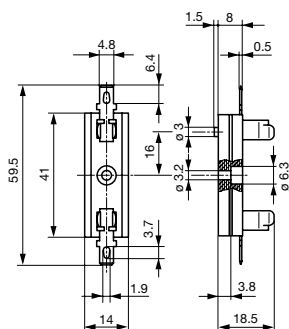
Technical Data

Fuse-Link	6.3 x 32mm
Mounting	Screw
Fastening	Screw or Rivet
Terminal	Solder
Rated Voltage	250 VAC
Rated Current	16A (UL)
Rated Power Acceptance IEC	3.2W / 10A @ Ta 23°C Admissible power acceptance at higher ambient temperature see derating curves
Degree of Protection	IP 00
Protection Class	Suitable for appliances with protection class I or II acc. to IEC 61140
Admissible Ambient Air Temp.	-40°C to 85°C
Climatic Category	40/085/21 acc. to IEC 60068-1
Material: Socket	Thermoset, black, UL 94V-0
Material: Terminals	Nickel-Silver
Unit Weight (Socket/Cap)	7.27 g
Storage Conditions	0°C to 60°C, max. 70% r.h.
Product Marking	Voltage Rating, Current Rating, Approvals

Soldering Methods	Wave
Solderability	350°C / 2 sec acc. to IEC 60068-2-20, Test Ta, method 2
Resistance to Soldering Heat	350°C / 10 sec acc. to IEC 60068-2-20, Test Tb, method 2
Contact Resistance	< 5mΩ at 20 mV
Dielectric Strength	> 3kV between L-N (50Hz; 1 min)
Impulse Withstand Voltage	> 4kV between L-N
Insulation Resistance	> 10MΩ between L-N (500VDC; 1 min)
Overvoltage Category	I - III acc. to IEC 60664-1
Pollution Degree	1 - 3 acc. to IEC 60664-1

Dimensions

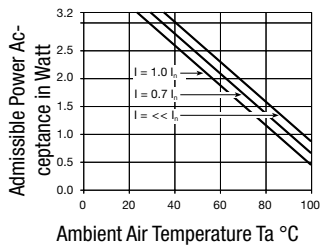
Length 59.5 mm



Variant 0031.6001

Variant 0031.6010

Derating Curves for Fuseholders



Variants

[Distributor-Stock-Check](#) | [SCHURTER-Stock-Check](#) | [e-Store](#)

Holder	Strip	Order Number
●		0031.6001
	●	0031.6010

Packaging Unit Bulk (100 pcs.)